

AIR CHAMP[®] PRODUCTS

User Manual



3-Way Pilot Valve

INTRODUCTION

Nexen's 3-Way Pilot Valve is a directly operated, solenoid controlled valve with 3/64 inch inlet and exhaust orifice.

Normally Open Valves are suitable for operating pressures up to 125 psi, and Normally Closed Valves are suitable for operating pressures up to 150 psi.

The conduit style housing is provided with 1/2" NPT threads for electrical connection and can be rotated in any direction to facilitate wiring.

INSTALLATION

Nexen's 3-Way Valves are available in two mounting configurations: a side outlet port, inline mount, and a bottom outlet port, air inlet mount.

The base of the inline mount valve has two #10-32 tapped holes for panel mounting.

The air inlet mount valve, with a 1/8 or 1/4 NPT male bottom outlet port is installed directly into the clutch or brake air inlet.

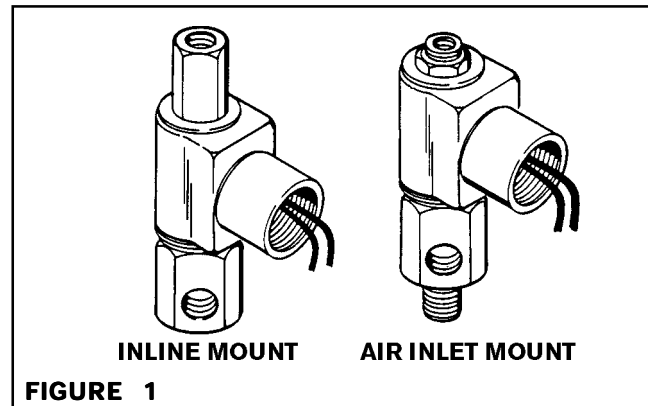


FIGURE 1

AIR CONNECTIONS

NORMALLY OPEN 3-WAY VALVE

Inline Mount (Refer to Figure 2.)

1. Connect inlet air pressure line to inlet port (marked "IN") on top of valve.
2. Route air line from outlet port (marked "CYL") to clutch or brake.

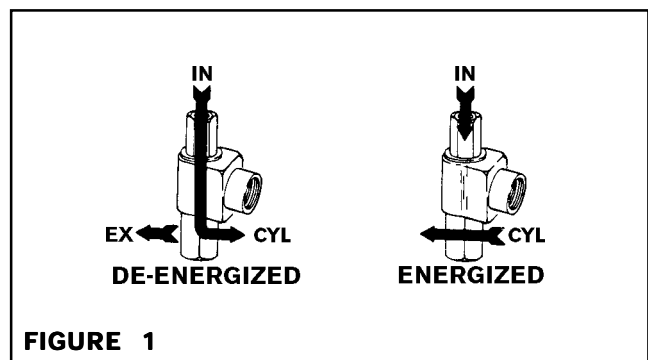
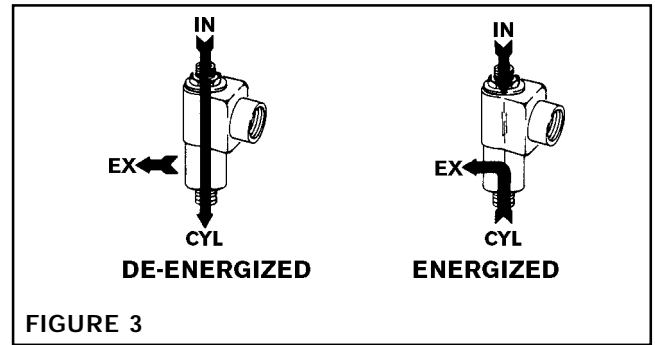


FIGURE 1

Air Inlet Mount (Refer to Figure 3.)

1. Connect inlet air pressure line to inlet port (marked "IN") on top of valve.
2. Install the 1/8 or 1/4 NPT male bottom outlet port in clutch or brake air inlet.

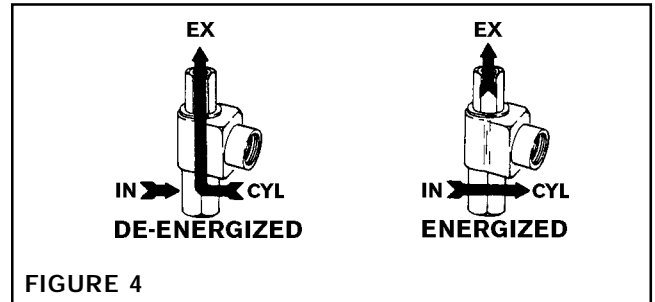
NOTE: When solenoid is de-energized, air flows from the inlet port directly to clutch or brake. When solenoid is energized, air is free to flow from clutch or brake to exhaust.



NORMALLY CLOSED 3-WAY VALVE

Inline Mount (Refer to Figure 4.)

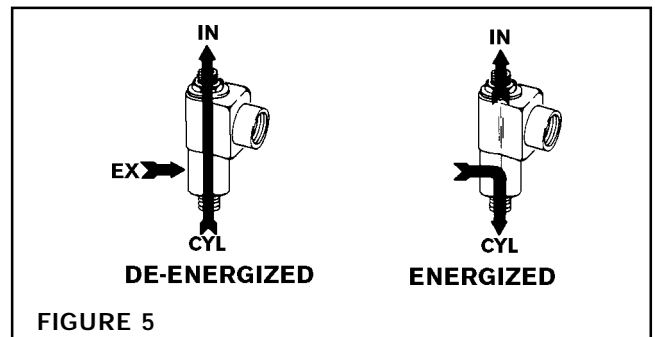
1. Connect inlet air pressure to inlet port (marked "IN") on top of valve.
2. Route air line from outlet port (marked "CYL") to clutch or brake.



Air Inlet Mount (Refer to Figure 5.)

1. Connect inlet air pressure line to inlet port (marked "IN") on top of valve.
2. Install the 1/8 or 1/4 NPT male bottom outlet port in clutch or brake air inlet.

NOTE: When solenoid is de-energized, air flows from the inlet port directly to clutch or brake. When solenoid is energized, air is free to flow from clutch or brake to exhaust.



MAINTENANCE

All pneumatically activated valves require clean pressure regulated air with the correct amount of lubrication for long trouble-free service. Refer to Nexen's Pneumatic Clutch/Brake Catalog (ACP 7/86) for information on filters, regulators, and lubricators.

If a valve malfunctions, check the following:

A. **Excessive air pressure** - pressures greater than psi rating on valve's legend plate will cause valve to leak.

B. **Dirt in valve** - check filters.

C. **Improper voltage** - voltage specifications are stamped on valve's legend plate.

D. **Faulty or burned-out coil.**

PARTS REPLACEMENT

There are no replacement parts in Nexen 3-Way Pilot Valves. When ordering replacement 3-Way Pilot Valves, please give voltage of solenoid and product number of valve.

Purchase replacement 3-Way Pilot Valves through your local Nexen Distributor.

In accordance with Nexen's established policy of constant product improvement, the specifications contained in this manual are subject to change without notice. Technical data listed in this manual are based on the latest information available at the time of printing and are also subject to change without notice.

WARRANTY

Warranties

Nexen warrants that the Products will be free from any defects in material or workmanship for a period of 12 months from the date of shipment. NEXEN MAKES NO OTHER WARRANTY, EXPRESS OR IMPLIED, AND ALL IMPLIED WARRANTIES, INCLUDING WITHOUT LIMITATION, IMPLIED WARRANTIES OF MERCHANTABILITY AND FITNESS FOR A PARTICULAR PURPOSE ARE HEREBY DISCLAIMED. This warranty applies only if (a) the Product has been installed, used and maintained in accordance with any applicable Nexen installation or maintenance manual for the Product; (b) the alleged defect is not attributable to normal wear and tear; (c) the Product has not been altered, misused or used for purposes other than those for which it was intended; and (d) Buyer has given written notice of the alleged defect to Nexen, and delivered the allegedly defective Product to Nexen, within one year of the date of shipment.

Exclusive Remedy

The exclusive remedy of the Buyer for any breach of the warranties set out above will be, at the sole discretion of Nexen, a repair or replacement with new, serviceably used or reconditioned Product, or issuance of credit in the amount of the purchase price paid to Nexen by the Buyer for the Products.

Limitation of Nexen's Liability

TO THE EXTENT PERMITTED BY LAW NEXEN SHALL HAVE NO LIABILITY TO BUYER OR ANY OTHER PERSON FOR INCIDENTAL DAMAGES, SPECIAL DAMAGES, CONSEQUENTIAL DAMAGES OR OTHER DAMAGES OF ANY KIND OR NATURE WHATSOEVER, WHETHER ARISING OUT OF BREACH OF WARRANTY OR OTHER BREACH OF CONTRACT, NEGLIGENCE OR OTHER TORT, OR OTHERWISE, EVEN IF NEXEN SHALL HAVE BEEN ADVISED OF THE POSSIBILITY OR LIKELIHOOD OF SUCH POTENTIAL LOSS OR DAMAGE. For all of the purposes hereof, the term "consequential damages" shall include lost profits, penalties, delay images, liquidated damages or other damages and liabilities which Buyer shall be obligated to pay or which Buyer may incur based upon, related to or arising out of its contracts with its customers or other third parties. In no event shall Nexen be liable for any amount of damages in excess of amounts paid by Buyer for Products or services as to which a breach of contract has been determined to exist. The parties expressly agree that the price for the Products and the services was determined in consideration of the limitation on damages set forth herein and such limitation has been specifically bargained for and constitutes an agreed allocation of risk which shall survive the determination of any court of competent jurisdiction that any remedy herein fails of its essential purpose.

Limitation of Damages

In no event shall Nexen be liable for any consequential, indirect, incidental, or special damages of any nature whatsoever, including without limitation, lost profits arising from the sale or use of the Products.

Warranty Claim Procedures

To make a claim under this warranty, the claimant must give written notice of the alleged defect to whom the Product was purchased from and deliver the Product to same within one year of the date on which the alleged defect first became apparent.

nexen.

Nexen Group, Inc.
560 Oak Grove Parkway
Vadnais Heights, MN 55127

800.843.7445
Fax: 651.286.1099
www.nexengroup.com

ISO 9001 Certified